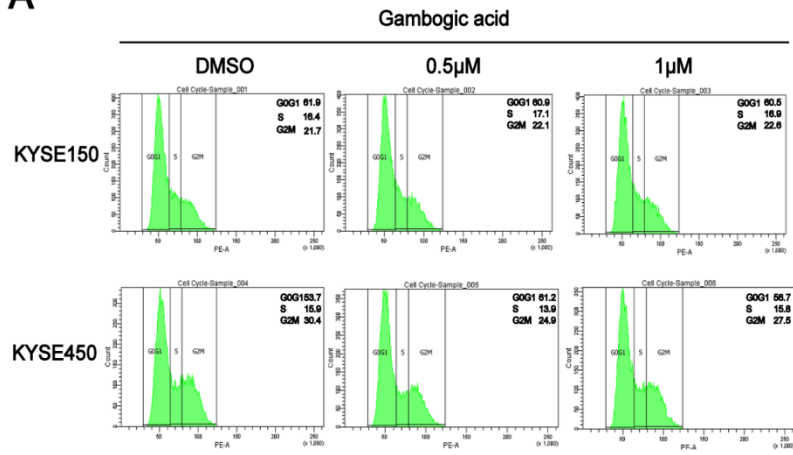
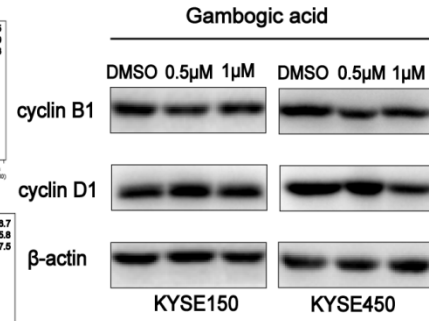
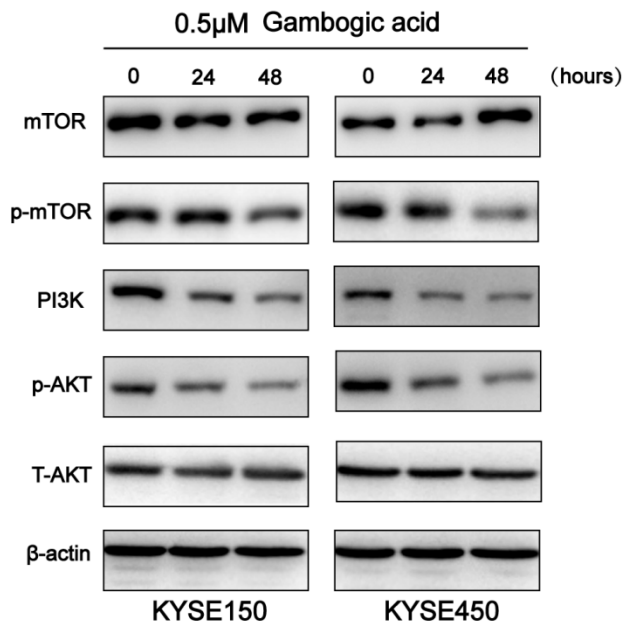
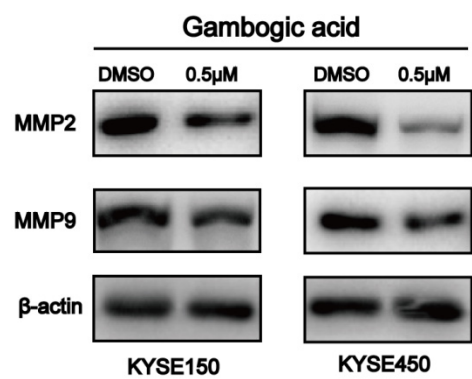


**A****B**

**Figure S1.** GA has little effect on the ESCC cell cycle control. **(A).** Representative data on the cell cycle detection. **(B).** CyclinB1 and cyclinD1 were detected by using western blot analysis.



**Figure S2.** GA negatively regulates PI3K/AKT/mTOR pathway at different times. Western blot was conducted to assess the expression of PI3K, p-AKT, p-mTOR, AKT and mTOR.



**Figure S3.** GA treatment of ESCC inhibited the expression of MMP2 and MMP9. Western blot detected the expression of MMP2 and MMP9.