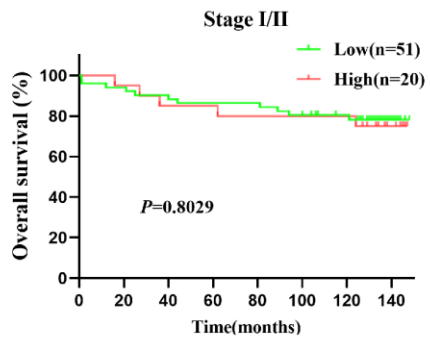


Table S1 Primers used in the study.

No.	Target gene	Sequence
1	<i>GAPDH</i> Forward Primer	GGAGCGAGATCCCTCCAAAAT
	Reverse Primer	GGCTGTTGTCATACTTCTCATGG
2	<i>TYMS</i> Forward Primer	AACCCTGACGACAGAAGA
	Reverse Primer	CGATGTTGAAAGGCACA
3	<i>NRF2</i> Forward Primer	GCGACGGAAAGAGTATGAGC
	Reverse Primer	GGGAGTAGTTGGCAGATCCA
4	<i>KEAP1</i> Forward Primer	TGCGCTGCGAGTCCGAGGTCTTC
	Reverse Primer	TCGAAGATCTTGACCAGGTAGT
5	<i>GCLC</i> Forward Primer	ACGGAGGAACAATGTCCGAG
	Reverse Primer	TGTGAACCCAGGACAGCCTA
6	<i>SOD1</i> Forward Primer	GAAGGTGTGGGAAGCATTA
	Reverse Primer	ACATTGCCCAAGTCTCCAAC
7	<i>SOD2</i> Forward Primer	GCTGGAAGCCATCAAACG
	Reverse Primer	TTAGAACAAGCGGCAATCTG

(A)



(B)

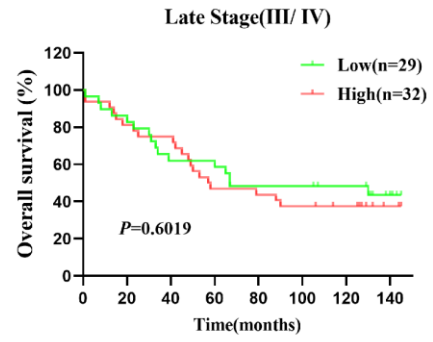


Figure S1. The expression levels of TYMS did not impact overall survival in patients with stage I/II(A) or stage III/IV (B).

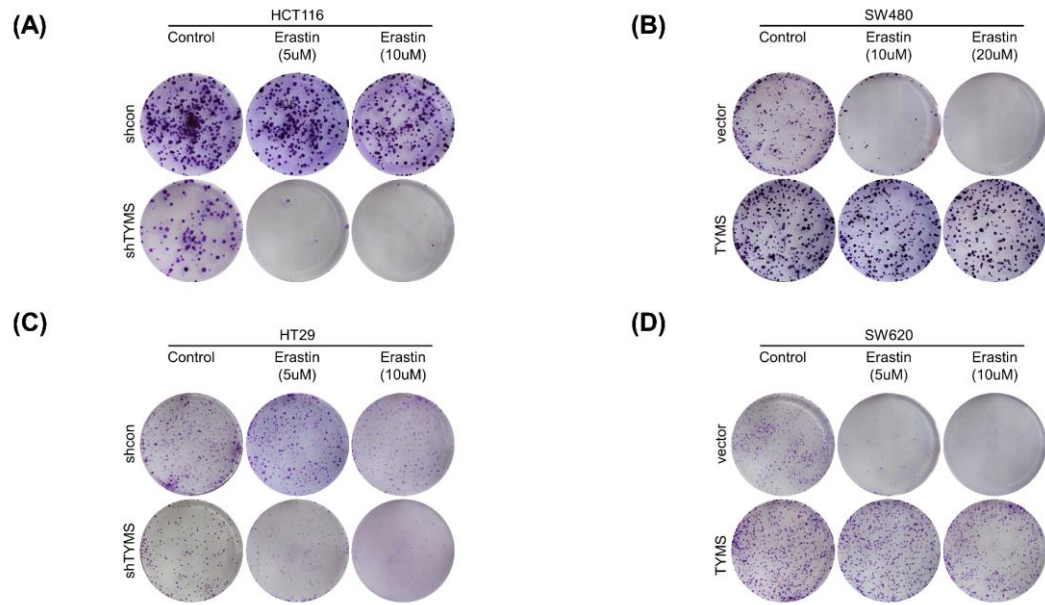


Figure S2. Effect of TYMS expression levels on clony formation under different concentrations of erastin.